

# U.S. PRODUCTS



*Innovative Cleaning Solutions*







Johnson Supply Inc  
Call Today 828-283-1999

**(120V EQUIPMENT)**





Effective Date: February 8, 2011

**We have machines and Parts.  
We do not price online.**





# HEATED CARPET EXTRACTORS - Solus Series




SOLUS SERIES	DESCRIPTION	PART NUMBER
	<p><b>Solus-500R:</b> Adjustable 0-500 psi, adjustable heat to 212 °F, 15' high pressure hose, wand holder, dual soft start 3-stage vacs, electronic shut-off, 12 gallon solution tank, 9 gallon recovery tank, circuit locator, solution pre-heat recirculation system, low moisture extractor and Evolution wand, twin tip for 500 PSI.</p>	<p><b>SOLUS-500R15EV</b></p>  <p><b>GOLD</b></p>
	<p><b>Solus-500:</b> Adjustable 0-500 psi, adjustable heat to 212 °F, 15' high pressure hose, wand holder, dual soft start 3-stage vacs, electronic shut-off, 12 gallon solution tank, 9 gallon recovery tank, circuit locator, low moisture extractor and Evolution wand, twin tip for 500 PSI.</p>	<p><b>SOLUS-50015EV</b></p>  <p><b>GOLD</b></p>
	<p><b>Solus 310:</b> Variable 300/75 psi, instant heat to 212 °F, 15' high pressure hose, wand holder, dual 2-stage vacs, 12 gallon solution tank, 9 gallon recovery tank, circuit locator, low moisture extractor and Evolution wand, twin tip for 300 PSI.</p>	<p><b>SOLUS-31015EV</b></p>  <p><b>GOLD</b></p>

## NEW PEX Series - (Available March 2011)





PEX SERIES	DESCRIPTION	PART NUMBER
	<p><b>PEX 500:</b> Adjustable 50-500 psi, adjustable heat 212 or 145 °F, 15' high pressure hose, Dual 3-stage vacs, 200" waterlift, 12 gallon solution tank, 10 gallon recovery tank, ball-float shut-off, circuit locator, low moisture extractor, precision balance design, wand caddy, hose wrap, cord straps and Evolution wand, twin tip for 500 PSI.</p>	<p><b>56113004</b></p>  <p><b>GOLD</b></p>
	<p><b>PEX 200:</b> Adjustable 50-200 psi, adjustable heat 212 or 145 °F, 15' high pressure hose, Dual 2-stage vacs, 180" waterlift, 12 gallon solution tank, 10 gallon recovery tank, ball-float shut-off, circuit locator, low moisture extractor, precision balance design, wand caddy, hose wrap, cord straps and Evolution wand, twin tip for 200 PSI.</p>	<p><b>56113008</b></p> 

# HEATED CARPET EXTRACTORS CONTINUED



KING COBRA® SERIES	DESCRIPTION	PART NUMBER
	<p><b>King Cobra 500:</b> Adjustable 0-500 psi, adjustable heat to 212 °F, hose reel with 25' high pressure hose, single 3-stage vac, 140" waterlift, 16 gallon solution tank, 14 gallon recovery tank, soft start vacuum, electronic shut-off, circuit locator, low moisture extractor and Evolution wand, twin tip for 500 PSI.</p>	<p><b>KC-500EV</b></p> 
	<p><b>King Cobra 500:</b> w/auto-dump &amp; auto-fill</p>	<p><b>KC-500-ADAFEV</b></p>
	<p><b>King Cobra 310:</b> Adjustable 300/75 psi, instant heat to 212 °F, hose reel with 25' high pressure hose, single 3-stage vac, 140" waterlift, 16 gallon solution tank, 14 gallon recovery tank, ball and float shut-off, circuit locator, low moisture extractor and Evolution wand, twin tip for 300 psi.</p>	<p><b>KC-310EV</b></p> 

COBRA® SERIES	DESCRIPTION	PART NUMBER
	<p><b>COBRA-H:</b> 100 psi self priming pump, instant heat to 212 °F, dual 2-stage vacs with patented manifold, 150" waterlift, ball float shutoff, 9 gallon solution tank, 9 gallon recovery tank, circuit locator, low moisture extractor, 15' high pressure hose and 12" single bend stainless steel wand.</p>	<p><b>COBRA-H15SW</b></p>
	<p><b>COBRA-H1:</b> 100 psi self priming pump, instant heat to 212 °F, single 3-stage vac, 140" waterlift, ball float shutoff, 9 gallon solution tank, 9 gallon recovery tank, circuit locator, low moisture extractor, 15' high pressure hose and 12" single bend stainless steel wand.</p>	<p><b>COBRA-H115SW</b></p>
	<p><b>COBRA-H2:</b> 150 psi self priming pump, instant heat to 212 °F, single 3-stage vac, 140" waterlift, ball float shut off, 10 gallon solution tank, 10 gallon recovery tank, low moisture extractor, 15' high pressure hose and 12" single bend stainless steel wand.</p>	<p><b>COBRA-H215SW</b></p>



# HEATED CARPET EXTRACTORS

ADVANTAGE SERIES	DESCRIPTION	PART NUMBER
	<p><b>Advantage 400:</b> Adjustable 50-400 psi, instant heat to 212 °F, 15' high pressure hose and vacuum hose, single 3-stage vac, ball float shut-off, 137" waterlift, 13 gallon solution tank, 11 gallon recovery tank, circuit locator, low moisture extractor and single bend stainless steel wand, twin tip for 400 PSI.</p>	<p><b>MPE-400H15SW</b></p>
	<p><b>Advantage 200:</b> Adjustable 50-200 psi, instant heat to 212 °F, 15' high pressure hose and vacuum hose, single 3-stage vac, ball float shut-off, 137" waterlift, 13 gallon solution tank, 11 gallon recovery tank, circuit locator, low moisture extractor and single bend stainless steel wand, twin tip up to 300 PSI.</p>	<p><b>MPE-200H15SW</b></p>
	<p><b>Advantage 100:</b> SINGLE CORD EXTRACTOR. 100 psi self priming pump, instant heat, 15' of vacuum, and high pressure hose, single 3-stage vacuum, 137" waterlift, 13 gallon solution tank, 11 gallon recovery tank, low moisture extractor and 12" single bend stainless steel wand.</p>	<p><b>MPE-100H-SC15SW</b></p>
	<p><b>Advantage 1200:</b> Adjustable 1200 psi, 25' high pressure hose and vacuum hose, single 3-stage vac, ball float shut-off, 137" waterlift, 13 gallon solution tank, 11 gallon recovery tank, circuit locator, 2.2 gpm for hard surface cleaning, .8 gpm for carpet extraction, auto-fill and auto-dump. Tools sold seperately.</p>	<p><b>MPE-120025</b></p>
	<p><b>Advantage 1200 with HFT-40 Turbo Hard Surface Tool:</b></p>	<p><b>MPE-120025HT</b></p>


# NON-HEATED CARPET EXTRACTORS

	DESCRIPTION	PART NUMBER
	<p><b>HP310-C:</b> Adjustable 300/75 psi, Single 3-stage vac, 140" waterlift, ball float shutoff, 12 gallon solution tank, 12 gallon recovery tank, 15' high pressure hose and 12" double bend stainless steel wand.</p>	<p><b>HP310-C15SW</b></p>
	<p><b>HP150-C:</b> 150 psi self priming pump, dual 2-stage vacs, 150" waterlift, ball float shutoff, 12 gallon solution tank, 12 gallon recovery tank, 15' low pressure hose and 12" single bend stainless steel wand.</p>	<p><b>HP150-C15SW</b></p>







# UPHOLSTERY & DRAPERY CLEANERS

	DESCRIPTION	PART NUMBER
	<p><b>The Ultimate®:</b> Dry or wet clean upholstery, drapery and panels. 200 °F internal heat exchanger, hour gauge. Includes 4-in-1 tool kit, base tool and 10' hose set.</p>	<p><b>PB111KT</b></p>
	<p><b>XLT-60:</b> Wet cleans upholstery. 200 °F internal heat exchanger. Includes hoses, base tool with 3" head and 10' hose set.</p>	<p><b>XLT-60KT</b></p>



# SPOTTER

	DESCRIPTION	PART NUMBER
	<p><b>Triple-Play Spotter:</b> Three separate tanks for solution, rinse and recovery, tangential vacuum motor, 55 psi, 90" waterlift, 10' hose and hand tool.</p>	<p><b>SPOTTER</b></p>






# SELF-CONTAINED EXTRACTORS - Agitator Serie

	DESCRIPTION	PART NUMBER
	<p><b>Agitator 18:</b> 18" path, low moisture extractor, single 3-stage vac, quick change brush agitator bar, chemical metering system, 13 gallon capacity, 100 psi, EZ-pull belt, single cord - 50', and rotationally molded body.</p>	<p>56266116</p> 
	<p><b>Agitator 16:</b> 16" path, low moisture extractor, single 3-stage vac, quick change brush agitator bar, 8 gallon capacity, 60 psi, EZ-pull belt, single cord - 50', and rotationally molded body.</p>	<p>56266115</p> 
	<p>24" Squeegee 16" blue HF Brush 16" 240 grit HF Brush 18" Blue HF Brush 18" 240 grit HF Brush</p>	<p>56265150 56265175 56265176 56265177 56265178</p>
	<p><b>Spotting hand tool adapter kit.</b> Hand tool, vacuum hose and mounting kit for the AG-16 &amp; AG-18</p>	<p>56266109</p>




## Express Multi-Surface - (Available April 2011)

	DESCRIPTION	PART NUMBER
	<p>Carpet and Hard Floor Cleaner. Self-Contained Rotary Jet Extraction Unit Two 2-Stage Vac, Dual surface. 12 gallon, self propelled, 15" wide cleaning path, 60 psi, non-marking wheels and single cord.</p> <p>Auto scrub brush kit complete Auto scrub pad kit, complete Pad drive, holder with clamp &amp; jet Brush assembly with hub Squeegee assembly</p>	<p>100-041-016</p>  <p>000-079-110 000-079-112 190-041-023 190-041-022 000-079-114</p>


# DUAL-SURFACE CLEANERS

King Cobra® 1200	DESCRIPTION	PART NUMBER
	<b>King Cobra 1200:</b> Dual surface cleaner, 1200 psi at 2.2 gpm for hard surface cleaning, 150 psi & instant 212 °F heat for carpet cleaning. Hose reel with 25' of solution & vac hose, 140" waterlift, 16 gallon solution & 14 gallon recover tanks, auto-fill, auto-dump, power prime system, circuit locator. Wand and tools sold separately	<b>KC-1200</b>
	<b>King Cobra 1200 with 12" single bend low pressure stainless steel wand</b>	<b>KC-1200SW</b>
	<b>King Cobra 1200 with hard surface tool</b>	<b>KC-1200HT</b>
	<b>King Cobra 1200 with carpet wand and hard surface tool</b>	<b>KC-1200HTSW</b>
<b>King Cobra® 1200 PRO</b>		
	<b>King Cobra 1200 PRO:</b> Dual surface cleaner, 1200 psi at 2.2 gpm for hard surface cleaning, adjustable 150-500 psi & instant 212 °F heat for carpet cleaning. Hose reel with 25' of solution & vac hose, 140" waterlift, 16 gallon solution & 14 gallon recover tanks, auto-fill, auto-dump, power prime system, circuit locator. Wand and tools sold separately	<b>KC-1200-500</b> 
	<b>King Cobra 1200 PRO with Evolution rotationally molded wand, twin tip for 500 PSI</b>	<b>KC-1200-500EV</b>
	<b>King Cobra 1200 PRO with Turbo hard surface tool</b>	<b>KC-1200-500HT</b>
	<b>King Cobra 1200 PRO with Evolution carpet wand and hard surface tool</b>	<b>KC-1200-500HTEV</b>
<b>The Torrent®</b>		
	<b>Torrent:</b> Hard surface cleaner, 400-1200 adjustable psi. Direct water feed and auto-dump with. Dual three-stage vacuums. 25' vac & solution hose. 50' x 3/4" direct feed hose with chemical injection, regulator and back flow prevention included.	<b>TORRENT</b> 
	<b>The Torrent with hard surface tool</b>	<b>TorrentHT</b>


# FLOOD PUMPERS

	DESCRIPTION	PART NUMBER
	<b>Flood King®:</b> Flood pumper with dual 3-stage vac motors, twin diaphragm discharge pumps, 10.5 GPM, auto-dump, 9 gallon recovery, 25'x2" vac hose, 50' discharge hose and 3-stage filtering	FLOODKING
	FLOOD EXTRACTION WAND	FEW
	<b>Evolution Flood Extraction Wand:</b> 2" diameter aircraft aluminum vacuum tube, 16" wide roto-molded head with superior laminar airflow design, only 8 lbs. with a custom fit Delrin glide.	FEW-16
Delrin® replacement glide 		2097B

# PATRIOT® AIR SCRUBBER


	DESCRIPTION	PART NUMBER
	<b>Patriot-B:</b> Air scrubber/negative air machine. 2 speed blower, 1400/2200 CFM, DOP HEPA filter 24"x24", 1" pre-filter 24"x24", 14 amp peak, 130 lbs.	PATRIOT-B
FILTERS & ACCESSORIES		
	DESCRIPTION	PART NUMBER
	<b>DUCT KIT:</b> Includes 12" & 18" strap rings, 500' of 20" lay flat duct, 25' of 18" wide reinforced duct, 2 each pre-filter, 2 each 2" pleated pre-filter, 1 each 2" carbon fiber.	FP266
	DOP HEPA Filter, 24" x 24"	1014C
	2" Carbon Filter	1042
	1" Pre-Filter	1015
	2" Pleated Pre-Filter	1016

# OZONE MACHINE


	DESCRIPTION	PART NUMBER
	<b>Oasis Plus:</b> Ozone generator with 2.65 grams per hour, 7.95 p.p.m., programmable timer, adjustable output, treats up to 40,000 cubic feet	OASIS-PLUS

3 year warranty on transformer & lifetime warranty on Oasis body & ozone-producing elect



# TreadMaster Automatic Escalator Cleaner (Available March 2011)

	DESCRIPTION	PART NUMBER
	Automatic Escalator Cleaner. Durable roto-molded construction, replaceable polishing pads, nylon grit brush, and NEW soft blue brush for painted escalators, custom sizes available. Dual vacuum motors, only 13.8 amps (for 120V units). Labor saving with little supervision needed.	
	22" TreadMaster, 110 Volt	100-100-004
	24" TreadMaster, 110 Volt	100-100-001
	32" TreadMaster, 110 Volt	100-100-002
	37" TreadMaster, 110 Volt	100-100-005
40" TreadMaster, 110 Volt	100-100-003	



## TreadMaster Accessories

	DESCRIPTION	PART NUMBER
	Head Assembly, 22" w/Nylon Grit Brush	190-100-014
	Head Assembly, 24" w/ Nylon Grit Brush	190-100-011
	Head Assembly, 32" w/ Nylon Grit Brush	190-100-012
	Head Assembly, 37" w/ Nylon Grit Brush	190-100-015
	Head Assembly, 40" w/ Nylon Grit Brush	190-100-013
	TreadMaster Housing	190-100-002
	Spare Brush, 24" Nylon Grit	101-100-028
	Spare Brush, 32" Nylon Grit	101-100-029
	Spare Brush, 40" Nylon Grit	101-100-030
	Riser Brush	000-016-060
	Soft Blue Brush for painted escalators, 24"	101-100-031
	Soft Blue Brush for painted escalators, 32"	101-100-032
	Soft Blue Brush for painted escalators, 40"	101-100-033
	Spare Pads, 24" (6 per case)	000-078-201
	Spare Pads, 32" (6 per case)	000-078-203
	Spare Pads, 40" (6 per case)	000-078-205
Vacuum Bag, Cloth (each)	000-049-115	
Escalator Tread Spot Cleaner (6 per case)	000-031-105	


# EVOLUTION CARPET WAND

	DESCRIPTION	PART NUMBER
	Evolution wand, rotationally molded head, aircraft aluminum vacuum tube, twin tip for 500 psi	<b>CSW-13-500</b>
	Evolution wand, rotationally molded head, aircraft aluminum vacuum tube, twin tip for 300 psi	<b>CSW-13-300</b>
	Evolution wand, rotationally molded head, aircraft aluminum vacuum tube, twin tip for 150 psi	<b>CSW-13-150</b>
Delrin® replacement glide		<b>FP638</b>


# 2" TRUCKMOUNT EVOLUTION CARPET WAND

	DESCRIPTION	PART NUMBER
	The Evolution truckmount wand is designed for use with truckmount cleaning systems. 2" black powder coated aircraft aluminum vacuum tube, no reducing hose coupler necessary for maximum performance. Wide 16" rotationally molded head. 6 stainless steel spray tips for maximum coverage. Lightweight, only 8.8 lbs for minimized fatigue. Custom fit glide holder with custom easily replaceable delrin acetyl glide. Pressure line rated to 2750 psi and valve rated to 1000 psi. Cast aluminum handle with rubber grip.	<b>CSW-16</b>
Delrin® replacement glide		<b>2097B</b>


# CMX-20 Rotary Extractor - (Available April 2011)

	DESCRIPTION	PART NUMBER
	Rotary Carpet and Hard Floor Cleaner. Dual surface, 5 vacuum heads and spray jets, cast aluminum, powder coated, 130 RPM, single cord, 70 lbs., interchangeable cleaning heads.	<b>700-041-008</b>
	CMX-20 extended handle	<b>700-041-108</b>
	Pad driver without jet	<b>190-041-020</b>
	CMX hard floor light duty brush	<b>190-041-024</b>
	CMX hard floor heavy duty brush	<b>190-041-025</b>
CMX hard floor medium duty brush	<b>190-041-026</b>	






# WANDS & HOSES

	DESCRIPTION	PART NUMBER
	15' low pressure solution & vacuum hose assembly	FP199
	25' low pressure solution & vacuum hose assembly	FP206
	15' high pressure solution & vacuum hose assembly	FP153
	25' high pressure solution & vacuum hose assembly	FP195
	15' extension high pressure solution & vacuum hose assembly	FP203
	25' extension high pressure solution & vacuum hose assembly	FP196
	12" single bend low pressure stainless steel wand	CSW-12
	12" double bend high pressure stainless steel wand	CSW-12HP
	12" double bend high pressure stainless steel wand 500 psi	CSW-12HP-500
	12" carpet stair tool	SSW-12
	10" spotter wand	CSW-10-SPOT
	25' extension high pressure solution & vacuum hose for KC-1200	FP196A

## DriMaster Upholstery Tool - (Available April 2011)

















	DESCRIPTION	PART NUMBER
	DriMaster triggerless upholstery tool.	000-163-012
	Optional handle	000-061-144

# HARD SURFACE TOOLS

	DESCRIPTION	PART NUMBER
	<p>Turbo Hard Surface Tool</p>	<p>HFT-40</p>
	<p>Mini Turbo</p>	<p>HFT-43</p>
	<p>Cobra DT</p>	<p>HFT-150</p>
	<p>Scrub &amp; Vac Plus</p>	<p>HFT-45</p>
	<p>Spray gun</p>	<p>HFT-900</p>

www.johnsonsupplying.com

# UPHOLSTERY & DRAPERY TOOLS & ACC

	DESCRIPTION	PART NUMBER	
	<b>4-IN-1 Tool Kit:</b> Includes 3", 4" & 6" upholstery heads, 6" drapery head, base tool and carrying case.	KIT-BT	
	<b>4-IN-1 Tool Kit:</b> Includes 3", 4" & 6" upholstery heads, 6" drapery head, and carrying case. NO BASE TOOL.	KIT	
	<b>3" Upholstery Head</b>	3UH	
	<b>4" Upholstery Head</b>	4UH	
	<b>6" Upholstery head</b>	6UH	
	<b>6" Drapery Head</b>	6DH	
	<b>Base Tool</b>	BT	
	<b>Spotting Tool</b>	ST	
	<b>Metal Upholstery Tool</b>	FPHT-1	
	<b>Detailer Tool</b>	FPHT-5	
	<b>Spray Wand</b>	SPW	
	<b>Ceiling Wand</b>	CEW	
	<b>10" PBIII Carpet Wand</b>	CSW-10	
	<b>Upholstery Scrub Head</b>	USH	
	<b>5" Scrub Brush</b>	SB	
	<b>5" Drive Brush</b>	DB	
	<b>6" Spin Pads</b>	SP	

# AIR MOVERS



## DESCRIPTION

**The Ace Turbo Dryer:** High air flow of 2000 CFM (tested), low amp draw - 1.5 amps with 6 operating positions, 2 speed .25 hp, stackable and UL, C-UL listed.

## PART NUMBER

**AMF259**